


# SMART Safety

## Activity Book

with **Crissy Crossbuck**



Hi, I'm  
**Crissy Crossbuck!**  
This special booklet will  
help you to learn how to  
be safe around the railroad  
tracks in your community.  
**Remember - this is now  
an active railroad!**

### Crissy's Three Track SMART Rules

1. TRACKS ARE FOR TRAINS—not for games
2. NEVER TAKE A SHORTCUT across the tracks
3. ONLY cross the tracks at a RAILROAD CROSSING sign


**S**afety-**M**inded **A**round **R**ails and **T**rains

BROUGHT TO YOU BY:



IN PARTNERSHIP WITH:





**Always expect a train!**

SMART trains and freight trains use railroad tracks throughout the day and night. Trains can come down the tracks at any time.


# Safety-Minded Around Rails and Trains

## Train Your Brain

Use the code to complete this important safety rule.

\_\_\_\_\_ walk, \_\_\_\_\_, or \_\_\_\_\_ on or  
 \_\_\_\_\_ the tracks—it is dangerous and \_\_\_\_\_  
 the \_\_\_\_\_. \_\_\_\_\_  
 are for \_\_\_\_\_ only!

- = AGAINST
- = NEAR
- = TRACKS
- = LAW
- = PLAY
- = TRAINS
- = BIKE
- = NEVER



### More Ways to be Track SMART:

- **Never take a shortcut across the tracks!** Cross tracks only where you see a railroad crossing sign, and obey all signs, gates and warning signals.
- **Never try to race a train!** By the time the train engineer can see you and hits the brake, it is too late for the train to stop in time.

## Trains Are A-Runnin'


Replace the missing words.



The SMART train is running and is now part of our community. It's important for all of us to \_\_\_\_\_ about safety rules near all tracks and trains. Remember, trains can run on the tracks from either direction at any time. Following railroad safety rules is important.



SMART trains can travel as fast as 79 miles per hour – \_\_\_\_\_ than cars go on the freeway! These trains and crossings have all of the important \_\_\_\_\_ features including crossing gates, lights, and signs so that we can be \_\_\_\_\_ near tracks and trains. However, we all need to think safety \_\_\_\_\_ near tracks, trains, and at station platforms.



**Walking on railroad tracks is trespassing!**  
**It's dangerous and illegal to take a shortcut across the tracks!**  
**Be Track SMART!** The only safe place to cross is at a RAILROAD CROSSING sign—it looks like me!



## Sign Language

*Can you read the signs?*



**Yellow, circular advance warning sign:** This sign warns drivers and pedestrians that the road crosses train tracks ahead. It tells you to pay extra attention as you approach the crossing.

Red flashing lights with bells and gates warn drivers and pedestrians when a train is approaching. A gate will go down to keep people and cars a safe distance from the tracks. It is illegal to go around the gates.



**Railroad Crossing Sign:** This is the place to cross the tracks, after the lights stop flashing and the gate goes up and then only after you STOP, LOOK and LISTEN to make sure another train isn't coming.

Next time you're in the car or on a walk, see how many of these railroad crossing signs you can find.



## Optical Illusions

*How close is that train really?*

An **optical illusion** is when your eyes and your brain don't agree. It is when what you think you see isn't the way things really are.

Trains at a distance look smaller and farther away than they really are. At a distance, it's hard to tell how fast they are moving.

That's why you can only cross at **Railroad Crossings**—there are lights and bells that alert you to an oncoming train and keep you safe.



At 55 miles per hour, a train travels about 81 feet EVERY SECOND!



## Ready to ride the SMART train?

Are you taking a ride on the SMART train? Remember to think **safety first!** Always stay behind the yellow strip while you wait for the train. Never run or play on the platform—that includes riding your bike, scooter, or skateboard. Tracks and platforms are for trains, and not for games.


Before you get on board, ALWAYS stay behind the yellow strip, and give people room to get off the train first. Once they exit the train, then you can safely get on board.

Once you get on the train and find your seat, sit back, relax and enjoy the ride!


All Aboard!!



# Safety-Minded Around Rails and Trains





The lights just started flashing. The train is still far away, so I think I have time to cross!



Never try to race or beat a train to cross the tracks – even in a tie, you lose!

Crossing signals like me will let you know when it is safe to cross. Always obey them and you'll be Track SMART!



## REQUEST A FREE RAIL SAFETY PRESENTATION!

Help build a **RAIL-SAFE COMMUNITY** by scheduling a free rail safety presentation for your class, school, neighborhood or community group.

Visit our railroad safety website at [www.BeTrackSMART.org](http://www.BeTrackSMART.org) and click the “**Rail Safety Education**” link to find the presentation request form.

*SMART works with **Operation Lifesaver**, a national non-profit dedicated to railroad safety education.*

Sonoma-Marín Area Rail Transit District (SMART)  
Phone: 707-794-3330 Fax: 707-794-3037  
info@SonomaMarínTrain.org

[www.SonomaMarínTrain.org](http://www.SonomaMarínTrain.org)  
5401 Old Redwood Hwy., Suite 200  
Petaluma, CA 94954



## Are You Track SMART?

Help your friends and family learn how to be safe at railroad crossings. Visit [www.oli.org](http://www.oli.org) today.

